



Evaluation Report CCMC 14114-R Veranda Wood/Plastic Composite Deck Board

| | |
|---------------------------|-------------|
| MasterFormat: | 06 73 14.01 |
| Evaluation issued: | 2010-04-13 |
| Re-evaluated: | 2016-04-05 |
| Revised: | 2018-11-27 |

1. Opinion

It is the opinion of the Canadian Construction Materials Centre (CCMC) that “Veranda Wood/Plastic Composite Deck Board,” when used as both exterior decking planks and as stair treads in accordance with the conditions and limitations stated in Section 3 of this Report, complies with the National Building Code (NBC) of Canada 2010:

- Clause 1.2.1.1.(1)(b) of Division A, as an alternative solution that achieves at least the minimum level of performance required by Division B in the areas defined by the objectives and functional statements attributed to the following applicable acceptable solutions:
 - Article 9.3.2.9., Termite and Decay Protection
 - Subsection 9.4.2., Specified Loads
 - Article 9.4.3.1., Deflections
 - Article 9.23.15.5., Subfloor Thickness or Rating

This opinion is based on the CCMC evaluation of the technical evidence in Section 4 provided by the Report Holder.

2. Description

The products are solid deck boards intended for use as exterior decking installed over traditional structural wood framing (see Figures 1 and 2). Comprised of a wood, thermoplastic composite made primarily from wood fibre, virgin and reclaimed polyethylene and talc, the boards are rectangular in shape with rounded corners which can have solid or slotted edges.

The boards have a natural-looking wood grain pattern embossed on top side. The boards have an average thickness of 24.89 mm with an average width of 133 mm.

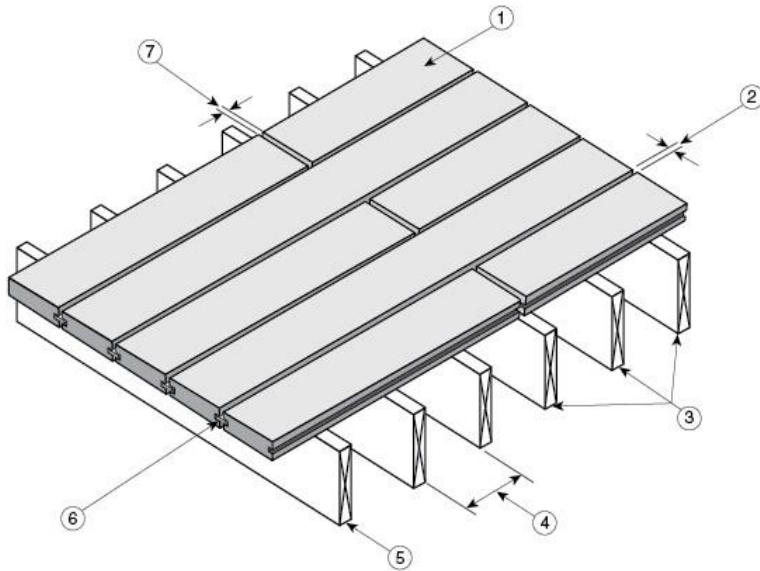


Figure 1. “Veranda Wood/Plastic Composite Deck Board” with hidden fastener system

1. “Veranda” deck boards
2. 6 mm minimum spacing between sides of the planks, depending on temperature at installation
3. minimum of three joists per plank
4. maximum joist spacing: 300 mm on centre (o.c.)
5. joist designed to support applicable loads
6. hidden plastic fasteners provided by manufacturer
7. 1.6 mm minimum spacing between ends of the planks, depending on length of plank and temperature at installation

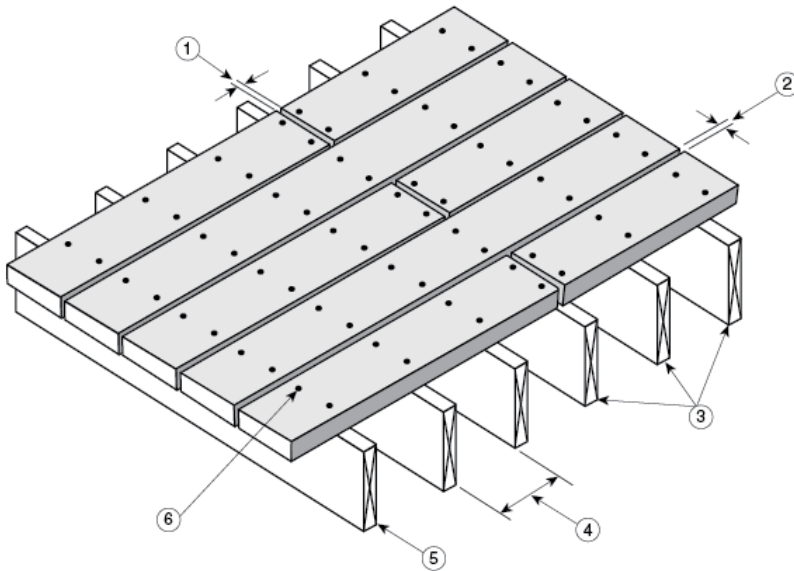


Figure 2. “® Veranda Wood/Plastic Composite Deck Board” with fasteners

1. 1.6 mm minimum spacing between ends of the planks, depending on length of plank and temperature at installation
2. 6 mm minimum spacing between sides of the planks, depending on temperature at installation
3. minimum of three joists per plank
4. maximum joist spacing: 300 mm o.c.
5. joist designed to support applicable loads
6. two 63.5-mm-long fasteners per support

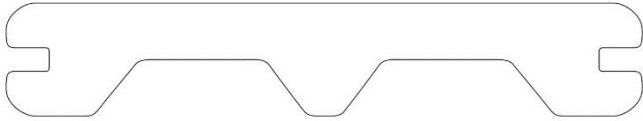


Figure 3. “Veranda” profile (Also known as Veranda HP, Veranda Elite and Veranda Vintage)

3. Conditions and Limitations

The CCMC compliance opinion in Section 1 is bound by the “Veranda Wood/Plastic Composite Deck Board” being used in accordance with the conditions and limitations set out below:

- When the products are installed in conjunction with traditional structural wood framing designed to carry the applicable loads, the products may be used as exterior decking and as stair treads in combustible constructions for light duty applications such as residential occupancies that fall within the scope of Part 9, Housing and Small Buildings, of the NBC 2010, or for light commercial applications within the scope of Part 4, Structural Design, of Division B of the NBC 2010.
- The products must be installed in accordance with the manufacturer’s usage guidelines for the Canadian market and in accordance with the following limitations:
 - The planks must be installed with supports spaced at no greater than 300 mm o.c.
 - The products must be fastened to the wood joists with fasteners conforming to Article 9.23.3.1., Standards for Nails and Screws, of Division B of the NBC 2010. The fasteners must have a corrosion protection coating⁽¹⁾ or be made of stainless steel. The planks must be fastened with a minimum of two fasteners of 63.5 mm in length per support.
 - The products can also be installed using a hidden plastic fastening system as supplied by the manufacturer.
 - The products must be gapped end-to-end based on the length of the plank and the temperature at installation. The end-to-end gapping must be a minimum of 1.5 mm for every 11°C difference between the installation temperature and the hottest expected temperature. The width-to-width gapping must be 6 mm.
 - The products are not to be considered equivalent to dimensional lumber.
 - The products may be installed by a person familiar with the products installation guide.
 - The products are permitted to be installed where decay and termite resistance protection is required as per Article 9.3.2.9., Termite and Decay Protection, of Division B of the NBC 2010.
- Where possible the label or packaging of the products must be identified with the manufacturer’s name or logo and the phrase “CCMC 14114-R.”

(1) As of January 2004, pressure-treated lumber requires specific hot-dipped galvanized fasteners for satisfactory performance.

4. Technical Evidence

The Report Holder has submitted technical documentation for the CCMC evaluation. Testing was conducted at laboratories recognized by CCMC. The corresponding technical evidence for this product is summarized below.

4.1 Performance Requirements

4.1.1 Basic Physical and Mechanical Properties

Table 4.1.1.1 Results of Testing the Basic Physical and Mechanical Properties of the Product

| Property | | Unit | Requirement | Result | |
|--|--|--|-----------------------------|-------------------------------|---|
| Dimensional change | coefficient of linear expansion (thermal) | °C ⁻¹ | ≤ 2 × 10 ⁻⁵ | 1.86 ⁻⁶ | |
| | coefficient of linear expansion (swelling) | % | ≤ 0.5 (by 80% of specimens) | 0.26 | |
| Strength and stiffness | modulus of elasticity (MOE) | MPa | ≥ 750 | 3 418 | |
| | modulus of rupture (MOR) | | ≥ 9 | 21 | |
| | impact resistance | J/m | ≥ 53.4 | 22.2 ⁽¹⁾ | |
| | hardness | kN | ≥ 1.8 | 10 | |
| | creep, recovery and load duration | | % | ≤ 25% for creep | 51.4 ⁽²⁾ |
| | | | | ≥ 75% for recovery | ≥ 92.2 |
| | | | | No specimen failure in Step 6 | No specimen failure ⁽²⁾ |
| | impact resistance (after weathering) | | | ≥ 75% of non-weathered value | 98.2 |
| MOE and MOR (after accelerated aging) | | | ≥ 50% of non-aged value | 97.3 (MOE) 104 (MOR) | |
| Fastener holding capacity ⁽³⁾ | fastener withdrawal strength | proprietary clip system with screws only | N | ≥ 600 | 2 813 (R), ⁽⁴⁾ 3 774 (WR) |
| | | proprietary clip system | | | 1 123 (R), 1 147 (WR) |
| | | deck screws | | | 3 691 (R), 3 762 (WR) |
| | lateral fastener strength | deck screws | ≥ 720 | 4 097 (R), 3 830 (WR) | |
| | | proprietary clip system | | 1 313 (R), 1 287 (WR) | |

Notes to Table 4.1.1.1:

- (1) Deemed acceptable based on the full-scale structural impact test result.
- (2) The product creep (deformation under constant load) will be greater than that of lumber planks for sustained loads.
- (3) Sample preparation designation as per CAN/CSA-O325.1-88 (R2003), "Construction Sheathing."
- (4) R = redry; WR = wet/redry.

4.1.2 Performance Under Concentrated Static and Impact Loads

Table 4.1.2.1 Results of Testing the Concentrated Static Load for “Veranda”⁽¹⁾

| Property | | Requirement | | Result ⁽²⁾ | |
|-------------------|-----------------|----------------------------|--|-----------------------|------------------------------------|
| | | Minimum Ultimate Load (kN) | Maximum Deflection under 0.89 kN Load for 300 mm Span (mm) | Ultimate Load (kN) | Deflection under 0.89 kN Load (mm) |
| Concentrated load | decking at 50°C | 2.45 | 2.0 | 2.309 | 3.28 ³ |

Notes to Table 4.1.2.1:

- (1) Testing was done as per ASTM E 661-03(2009), “Standard Test Method for Performance of Wood and Wood-Based Floor and Roof Sheathing Under Concentrated Static and Impact Loads,” with modifications to suit the testing of planks.
- (2) Test results for 23.8 mm × 133.35 mm planks with supports at 300 mm o.c.
- (3) Deemed acceptable. Although the result of 3.28 mm is greater than the 2.0 mm requirement, the additional deflection amount of 1.28 mm is not considered significant.

Table 4.1.2.2 Results of Testing the Impact Load for “Veranda”⁽¹⁾

| Property | | Requirement | | Result ⁽²⁾ | |
|-------------|-----------------|---|--|--|--|
| | | Minimum Ultimate Load following Impact Load of 100 N·m (kN) | Maximum Deflection under 0.89 kN Load following Impact Load for 300 mm Span (mm) | Load of 1.78 kN following Impact Load of 100 N·m | Deflection under 0.89 kN Load following Impact Load (mm) |
| Impact load | decking at 50°C | 1.78 | 2.0 | No break | 2.26 ⁽³⁾ |

Notes to Table 4.1.2.2:

- (1) Testing was done as per ASTM E661 with modifications to suit the testing of planks.
- (2) Test results for 23.8 mm × 133.35 mm planks with supports at 300 mm o.c.
- (3) Deemed to be acceptable. Although the result of 2.26 mm is greater than the 2.0 mm requirement, the additional deflection amount of 0.26 mm is not considered significant.

4.1.3 Durability

Table 4.1.3.1 Results of Testing the Durability of “Veranda”

| Property | Requirement | Result |
|-------------|--|--------|
| MOE and MOR | Mean percentage loss in MOE and MOR after UV exposure. ⁽¹⁾ Accelerated aging ⁽²⁾ must be less than or equal to spruce lumber. | Pass |

Notes to Table 4.1.3.1:

- (1) 4 000 h of Cycle 1 as outlined in Appendix X3.1 of ASTM G 155-05a, “Standard Practice for Operating Xenon Arc Light Apparatus for Exposure of Non-Metallic Materials.”
- (2) The accelerated aging cycle, which includes wetting, freezing, thawing and drying, is repeated five times.

4.1.4 Walking Surface Finish Quality and Slip Resistance

Table 4.1.4.1 Results of Testing the Slip Resistance Properties of “Veranda”

| Property | | Reference Value | Result |
|--------------------------------|---------------|--|---------------------|
| Slip resistance (longitudinal) | dry condition | > 0.5 ASTM F 1679-04, “Standard Test Method for Using a Variable Incidence Tribometer (VIT)” | Pass |
| | wet condition | | Fail ⁽¹⁾ |

Note to Table 4.1.4.1:

- (1) The combed finish met the 0.5 criteria under the wet condition. The embossed/combed combination finish fell to 0.46 and 0.47, respectively, under the wet condition. The embossed finish fell to 0.47 and 0.48, respectively, under wet conditions. These criteria may not meet all occupant expectations. Deemed to be acceptable due to the tested values being slightly less than the reference value. The manufacturer may be contacted for further information.

4.1.5 Decay Resistance

Table 4.1.5.1 Results of Testing the Decay Resistance Properties of “Veranda”

| Property | Requirement | Result |
|--|--|---------------------|
| Percentage loss in weight and compressive strength | Mean percentage loss in weight and compressive strength after exposure to decay-causing fungi must be equal or better than preservative-treated wood conforming to CAN/CSA-O80.1-M97, “Preservative Treatment of All Timber Products by Pressure Processes.” | Pass ⁽¹⁾ |

Note to Table 4.1.5.1:

- (1) The data presented was not in accordance with the CCMC evaluation requirements, but demonstrated a resistance to decay-causing fungi that was deemed to meet the intent of the CCMC requirements.

4.1.6 Termite Resistance

Table 4.1.6.1 Results of Testing the Termite Resistance Properties of “Veranda”

| Property | Requirement | Result |
|--------------------|---|---------------------|
| ASTM D 3345 rating | Rating must be equal to or better than preservative-treated wood conforming to CAN/CSA-O80.1-M97. | Pass ⁽¹⁾ |

Note to Table 4.1.6.1:

- (1) The data presented was not in accordance with the CCMC evaluation requirements. However, the data did demonstrate a termite resistance that was deemed to meet the intent of the CCMC requirements.

4.1.7 Flame-spread Rating and Flammability

The flame-spread rating of the products is 81, which is in accordance with CAN/ULC-S102.2-M88, “Standard Method of Test for Surface Burning Characteristics of Flooring, Floor Covering, and Miscellaneous Materials and Assemblies,” whose requirement is < 200. The smoke development rating of the products is 100.

Report Holder

Universal Consumer Products
2801 East Beltline Avenue NE
Grand Rapids, MI 49525
USA

Telephone: 616-364-6161

Fax: 616-365-0060

Email: deckoratorscs@ufpi.com

French Email: jthomas@deckorators.com

Web: www.ufpi.com

Plant

Prairie du Chien, WI, USA

Disclaimer

This Report is issued by the Canadian Construction Materials Centre, a program of the NRC Construction Research Centre at the National Research Council of Canada. The Report must be read in the context of the entire CCMC Registry of Product Evaluations, including, without limitation, the introduction therein which sets out important information concerning the interpretation and use of CCMC Evaluation Reports.

Readers must confirm that the Report is current and has not been withdrawn or superseded by a later issue. Please refer to http://www.nrc-cnrc.gc.ca/eng/solutions/advisory/ccmc_index.html, or contact the Canadian Construction Materials Centre, NRC Construction Research Centre, National Research Council of Canada, 1200 Montreal Road, Ottawa, Ontario, K1A 0R6. Telephone: 613-993-6189. Fax: 613-952-0268.

NRC has evaluated the material, product, system or service described herein only for those characteristics stated herein. The information and opinions in this Report are directed to those who have the appropriate degree of experience to use and apply its contents. This Report is provided without representation, warranty, or guarantee of any kind, expressed, or implied, and the National Research Council of Canada (NRC) provides no endorsement for any evaluated material, product, system or service described herein. NRC accepts no responsibility whatsoever arising in any way from any and all use and reliance on the information contained in this Report. NRC is not undertaking to render professional or other services on behalf of any person or entity nor to perform any duty owed by any person or entity to another person or entity.

Date modified:

2019-04-04